



morton.

GLEBE 140/14 Griffin Place

 1  1  1

This luxuriously appointed executive apartment is situated in the highly sought after Glebe waterfront precinct. Set at the end of a cul-de-sac, this apartment is unique and private.

- Generous sized open plan living
- Set over two stories with ample storage
- Private courtyard and balcony
- Gourmet kitchen with steel Smeg appliances
- Modern bathroom, internal laundry and A/C
- Security parking and building with video intercom

This is the ultimate in inner-city living. The perfect combination of convenience in a peaceful retreat - perfect for both the executive single or couples alike.

View

As advertised or by appointment

Agent

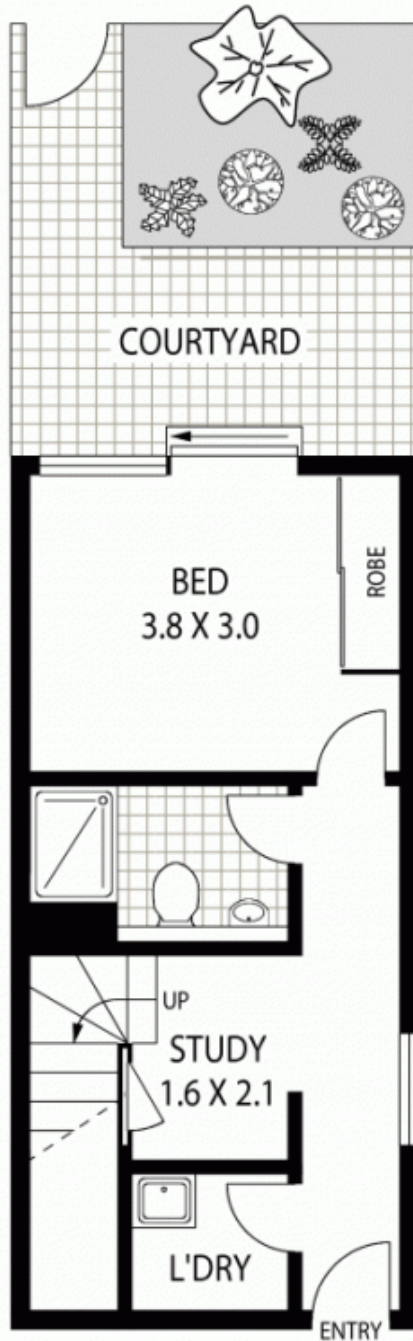
Morton RE



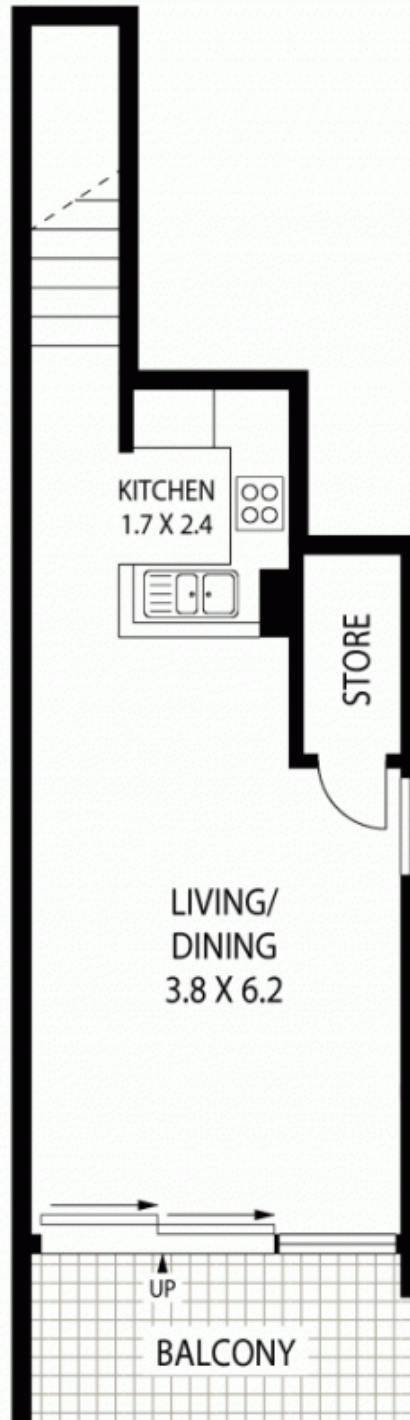
 rentals@morton.com.au

morton.com.au

NOTE :- SINGLE SECURITY PARKING
ON TITLE



GROUND FLOOR



FIRST FLOOR

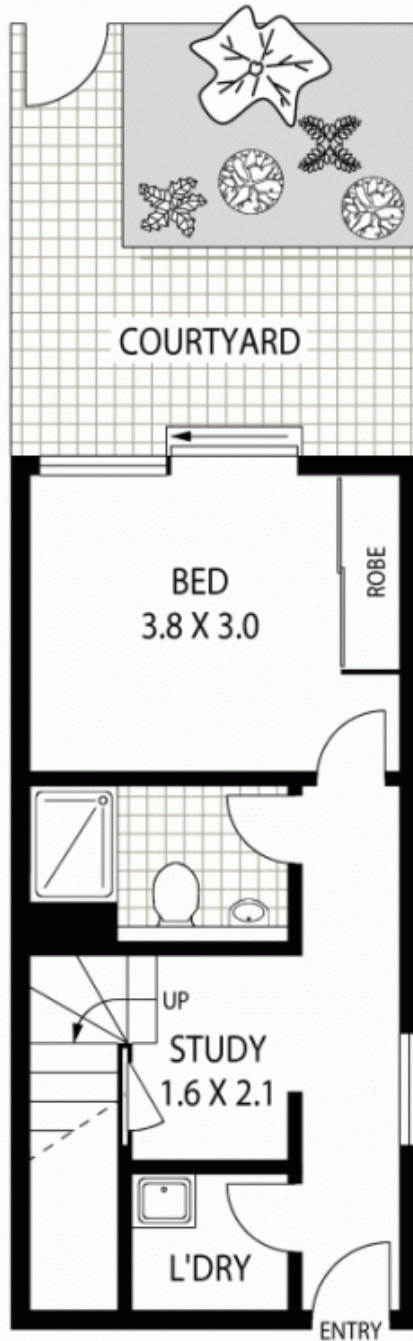


140/14 GRIFFIN PLACE

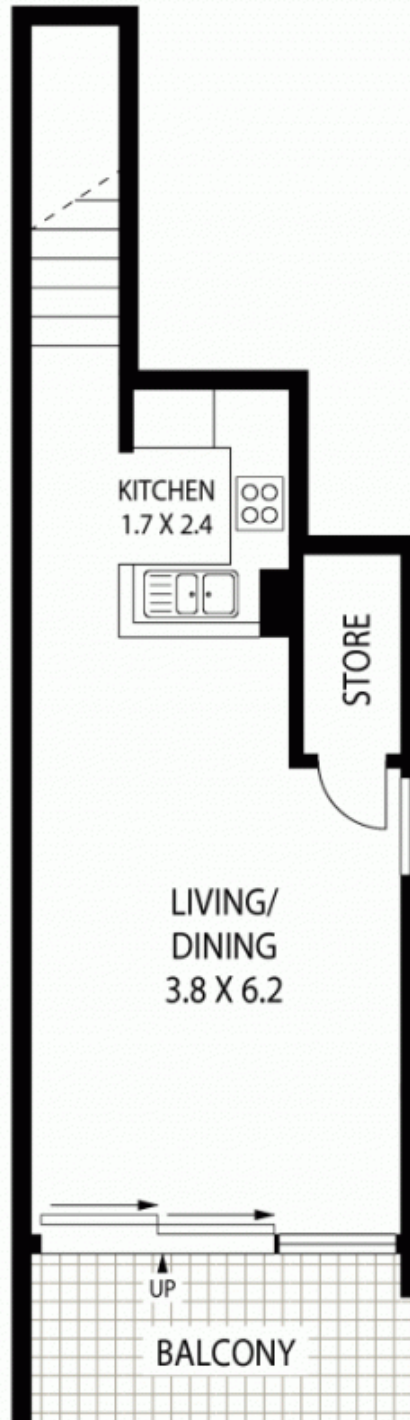
GLEBE

SCAPE Floor Planning Disclaimer: This floor plan is conceptual only. It is provided for illustrative purposes only and should not be relied upon. We make no guarantee as to the correctness of this plan. All interested parties should make and rely on their own enquiries in determining the accuracy of the information contained in this floor plan.

NOTE :- SINGLE SECURITY PARKING
ON TITLE



GROUND FLOOR



FIRST FLOOR



140/14 GRIFFIN PLACE

GLEBE

SCAPE Floor Planning Disclaimer: This floor plan is conceptual only. It is provided for illustrative purposes only and should not be relied upon. We make no guarantee as to the correctness of this plan. All interested parties should make and rely on their own enquiries in determining the accuracy of the information contained in this floor plan.